

STAAR CONNECTION™

Diagnostic Series™

Math

1

teacher

v2



KAMICO®


Instructional Media, Inc.

STAAR CONNECTION™

Math
1
teacher

Diagnostic Series™

XXVIII/i/MMXXII
Version 2



KAMICO®

Instructional Media, Inc.

© 2015–2022 KAMICO® Instructional Media, Inc. ("KAMICO®"). All Rights Reserved. No part of these materials may be reproduced, stored in a retrieval system, distributed, or transmitted in any way or by any means (electronic, mechanical, photocopying, recording, or otherwise) without prior written permission from KAMICO® Instructional Media, Inc., with the limited exceptions found below.

Reproduction of these materials for use by an individual teacher solely in his or her classroom and not for sale or any other use is permissible. REPRODUCTION OF THESE MATERIALS FOR ANY OTHER USE (INCLUDING WITHIN ANY GRADE LEVEL, SCHOOL, OR SCHOOL SYSTEM) IS STRICTLY PROHIBITED.

KAMICO® Instructional Media, Inc.

P.O. Box 1143

Salado, Texas 76571

Telephone: 254.947.7283 Fax: 254.947.7284

E-mail: kmichael@kamico.com Website: <https://www.kamico.com>

KAMICO® Instructional Media, Inc.
STAAR CONNECTION™
Introduction

KAMICO® Instructional Media's program is validated by scientifically based research. **STAAR CONNECTION™ Diagnostic Series™** and **Developmental Series™** can be used in tandem to ensure mastery of Texas reporting categories and TEKS. The *Diagnostic Series™* consists of a bank of assessments. Each assessment covers a mixture of reporting categories and TEKS. This research-based format provides continual reinforcement for and ensures retention of mastered concepts. To take full advantage of this series, administer an assessment to students. After they have completed the assessment, use it as an instructional tool. Go over each item with the class, discussing all correct and incorrect answers. Then, use the assessment as a diagnostic tool to determine a standard for which students need remediation. Find that standard in the *Developmental Series™*.

Each book in the *STAAR CONNECTION Developmental Series™* consists of isolated activities and assessments to allow for the development of specific TEKS. For every TEKS, there is at least one individual or group activity. The activities provide a fun, challenging, yet nonthreatening, way to develop mastery of the TEKS. In addition to these activities, each *Developmental Series™* book has assessments on isolated standards to be used to identify mastery or the need for further skill development or reinforcement. Continue to alternate between the *STAAR CONNECTION™ Diagnostic Series™* and the *Developmental Series™*.

KAMICO's **DATA CONNECTION®** software prints student answer sheets on plain paper using a standard laser printer, scans answer sheets using a TWAIN-compliant scanner, scores assessments, and disaggregates student academic data, showing which goals and objectives are mastered and which goals and objectives are in need of reinforcement. The software is preprogrammed to work with all KAMICO® assessments. It is easily customized to work with other instructional materials and assessments as well as teacher-, school-, district-, or state-created assessments. **DATA CONNECTION®** analyzes academic data from individual students, classes, grade levels, and demographic groups. Reports are presented in tabular and graphic form. Item analysis is provided to help determine the most effective method of instruction.

KAMICO® Instructional Media, Inc., supports efforts to ensure adequate yearly progress and eliminate surprises in high-stakes test results.

© 2015–2022 KAMICO® Instructional Media, Inc. ("KAMICO®"). **All Rights Reserved.** No part of these materials may be reproduced, stored in a retrieval system, distributed, or transmitted in any way or by any means (electronic, mechanical, photocopying, recording, or otherwise) without prior written permission from KAMICO® Instructional Media, Inc., with the limited exceptions found below.

Reproduction of these materials for use by an individual teacher solely in his or her classroom and not for sale or any other use is permissible. REPRODUCTION OF THESE MATERIALS FOR ANY OTHER USE (INCLUDING WITHIN ANY GRADE LEVEL, SCHOOL, OR SCHOOL SYSTEM) IS STRICTLY PROHIBITED.

KAMICO® Instructional Media, Inc.
P.O. Box 1143
Salado, Texas 76571
Telephone: 254.947.7283 Fax: 254.947.7284
E-mail: kmichael@kamico.com Website: <https://www.kamico.com>

KAMICO® Instructional Media, Inc.
STAAR CONNECTION™
Diagnostic Series™
Grade 1 Math
Table of Contents

Texas Essential Knowledge and Skills	7
Assessment 1	13
Assessment 2	21
Assessment 3	29
Assessment 4	37
Assessment 5	44
Assessment 6	52
Assessment 7	60
Assessment 8	67
Assessment 9	75
Assessment 10	83
Assessment 11	90
Assessment 12	98
Assessment 13	106
Assessment 14	114
Assessment 15	121
Assessment 16	128
Assessment 17	135
Assessment 18	143
Assessment 19	151
Assessment 20	160
Answer Key	167
TEKS Alignment	180
Student Progress Chart	190
Test-Taking Tips	191
Strategies for Reducing Your Students' Test Anxiety	192
KAMICO® Product Information	193

Texas Essential Knowledge and Skills Grade 1 Mathematics

Mathematical Process Standards

- (1.1) **Mathematical process standards.** The student uses mathematical processes to acquire and demonstrate mathematical understanding. The student is expected to:
- (A) apply mathematics to problems arising in everyday life, society, and the workplace;
 - (B) use a problem-solving model that incorporates analyzing given information, formulating a plan or strategy, determining a solution, justifying the solution, and evaluating the problem-solving process and the reasonableness of the solution;
 - (C) select tools, including real objects, manipulatives, paper and pencil, and technology as appropriate, and techniques, including mental math, estimation, and number sense as appropriate, to solve problems;
 - (D) communicate mathematical ideas, reasoning, and their implications using multiple representations, including symbols, diagrams, graphs, and language as appropriate;
 - (E) create and use representations to organize, record, and communicate mathematical ideas;
 - (F) analyze mathematical relationships to connect and communicate mathematical ideas; and
 - (G) display, explain, and justify mathematical ideas and arguments using precise mathematical language in written or oral communication.

**Reporting Category 1:
Numerical Representations and Relationships**

- (1.2) **Number and operations.** The student applies mathematical process standards to represent and compare whole numbers, the relative position and magnitude of whole numbers, and relationships within the numeration system related to place value. The student is expected to:
- (A) recognize instantly the quantity of structured arrangements;
 - (B) use concrete and pictorial models to compose and decompose numbers up to 120 in more than one way as so many hundreds, so many tens, and so many ones;
 - (C) use objects, pictures, and expanded and standard forms to represent numbers up to 120;
 - (D) generate a number that is greater than or less than a given whole number up to 120;
 - (E) use place value to compare whole numbers up to 120 using comparative language;
 - (F) order whole numbers up to 120 using place value and open number lines; and
 - (G) represent the comparison of two numbers to 100 using the symbols $>$, $<$, or $=$.

**Reporting Category 2:
Computations and Algebraic Relationships**

- (1.3) **Number and operations.** The student applies mathematical process standards to develop and use strategies for whole number addition and subtraction computations in order to solve problems. The student is expected to:
- (A) use concrete and pictorial models to determine the sum of a multiple of 10 and a one-digit number in problems up to 99;
 - (B) use objects and pictorial models to solve word problems involving joining, separating, and comparing sets within 20 and unknowns as any one of the terms in the problem such as $2 + 4 = []$; $3 + [] = 7$; and $5 = [] - 3$;

- (C) compose 10 with two or more addends with and without concrete objects;
 - (D) apply basic fact strategies to add and subtract within 20, including making 10 and decomposing a number leading to a 10;
 - (E) explain strategies used to solve addition and subtraction problems up to 20 using spoken words, objects, pictorial models, and number sentences; and
 - (F) generate and solve problem situations when given a number sentence involving addition or subtraction of numbers within 20.
- (1.4) **Number and operations.** The student applies mathematical process standards to identify coins, their values, and the relationships among them in order to recognize the need for monetary transactions. The student is expected to:
- (A) identify U.S. coins, including pennies, nickels, dimes, and quarters, by value and describe the relationships among them;
 - (B) write a number with the cent symbol to describe the value of a coin; and
 - (C) use relationships to count by twos, fives, and tens to determine the value of a collection of pennies, nickels, and/or dimes.
- (1.5) **Algebraic reasoning.** The student applies mathematical process standards to identify and apply number patterns within properties of numbers and operations in order to describe relationships. The student is expected to:
- (A) recite numbers forward and backward from any given number between 1 and 120;
 - (B) skip count by twos, fives, and tens to determine the total number of objects up to 120 in a set;
 - (C) use relationships to determine the number that is 10 more and 10 less than a given number up to 120;
 - (D) represent word problems involving addition and subtraction of whole numbers up to 20 using concrete and pictorial models and number sentences;

- (E) understand that the equal sign represents a relationship where expressions on each side of the equal sign represent the same value(s);
- (F) determine the unknown whole number in an addition or subtraction equation when the unknown may be any one of the three or four terms in the equation; and
- (G) apply properties of operations to add and subtract two or three numbers.

Reporting Category 3:

Geometry and Measurement

(1.6) **Geometry and measurement.** The student applies mathematical process standards to analyze attributes of two-dimensional shapes and three-dimensional solids to develop generalizations about their properties. The student is expected to:

- (A) classify and sort regular and irregular two-dimensional shapes based on attributes using informal geometric language;
- (B) distinguish between attributes that define a two-dimensional or three-dimensional figure and attributes that do not define the shape;
- (C) create two-dimensional figures, including circles, triangles, rectangles, and squares, as special rectangles, rhombuses, and hexagons;
- (D) identify two-dimensional shapes, including circles, triangles, rectangles, and squares, as special rectangles, rhombuses, and hexagons and describe their attributes using formal geometric language;
- (E) identify three-dimensional solids, including spheres, cones, cylinders, rectangular prisms (including cubes), and triangular prisms, and describe their attributes using formal geometric language;
- (F) compose two-dimensional shapes by joining two, three, or four figures to produce a target shape in more than one way if possible;
- (G) partition two-dimensional figures into two and four fair shares or equal parts and describe the parts using words; and
- (H) identify examples and non-examples of halves and fourths.

(1.7) **Geometry and measurement.** The student applies mathematical process standards to select and use units to describe length and time. The student is expected to:

- (A) use measuring tools to measure the length of objects to reinforce the continuous nature of linear measurement;
- (B) illustrate that the length of an object is the number of same-size units of length that, when laid end-to-end with no gaps or overlaps, reach from one end of the object to the other;
- (C) measure the same object/distance with units of two different lengths and describe how and why the measurements differ;
- (D) describe a length to the nearest whole unit using a number and a unit; and
- (E) tell time to the hour and half hour using analog and digital clocks.

Reporting Category 4:

Data Analysis and Personal Financial Literacy

(1.8) **Data analysis.** The student applies mathematical process standards to organize data to make it useful for interpreting information and solving problems. The student is expected to:

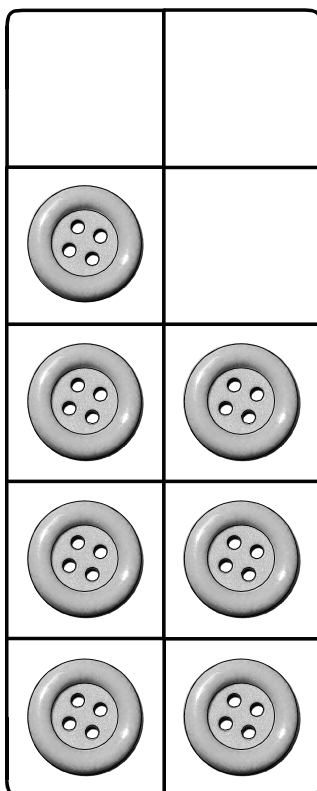
- (A) collect, sort, and organize data in up to three categories using models/representations such as tally marks or T-charts;
- (B) use data to create picture and bar-type graphs; and
- (C) draw conclusions and generate and answer questions using information from picture and bar-type graphs.

(1.9) **Personal financial literacy.** The student applies mathematical process standards to manage one's financial resources effectively for lifetime financial security. The student is expected to:

- (A) define money earned as income;
- (B) identify income as a means of obtaining goods and services, oftentimes making choices between wants and needs;
- (C) distinguish between spending and saving; and
- (D) consider charitable giving.

Name _____ Date _____

1 Look at the ten frame.



What is the total number of buttons on the ten frame?

A 3 buttons

C 7 buttons

B 6 buttons

D 10 buttons

Bonus:









Cut out this button.

Put it on the ten frame.

Now, how many buttons are on the ten frame?

2 Look at the black bears.






How many black bears are there?

- F 6 black bears
- G 8 black bears
- H 50 black bears
- J 58 black bears

3 Look at the coin.



Which set of coins does not have the same value?



4 Look at the numbers.

103, 102, 101, 100, , , ,

What are the next four numbers in this sequence?

F 101, 102, 103, 104

G 99, 98, 97, 96

H 99, 100, 101, 102

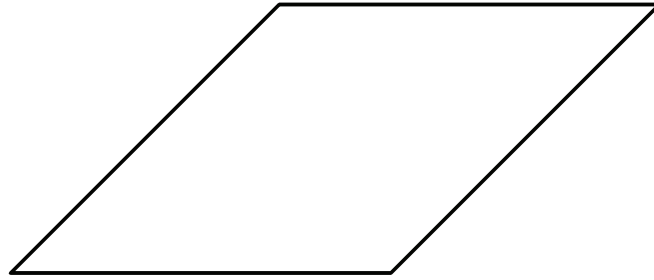
J 199, 198, 197, 196

Bonus:

Create your own number sequence.

, , , ,

5 Look at the shape.



Circle the name of this shape.

hexagon

square

rectangle

rhombus

What is one reason you know your answer is correct?

A The shape has only 3 sides.

B The shape has only 3 vertices.


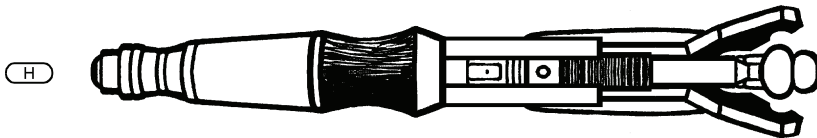

C The shape has sides that are not equal in length.

D The shape has exactly 4 sides.

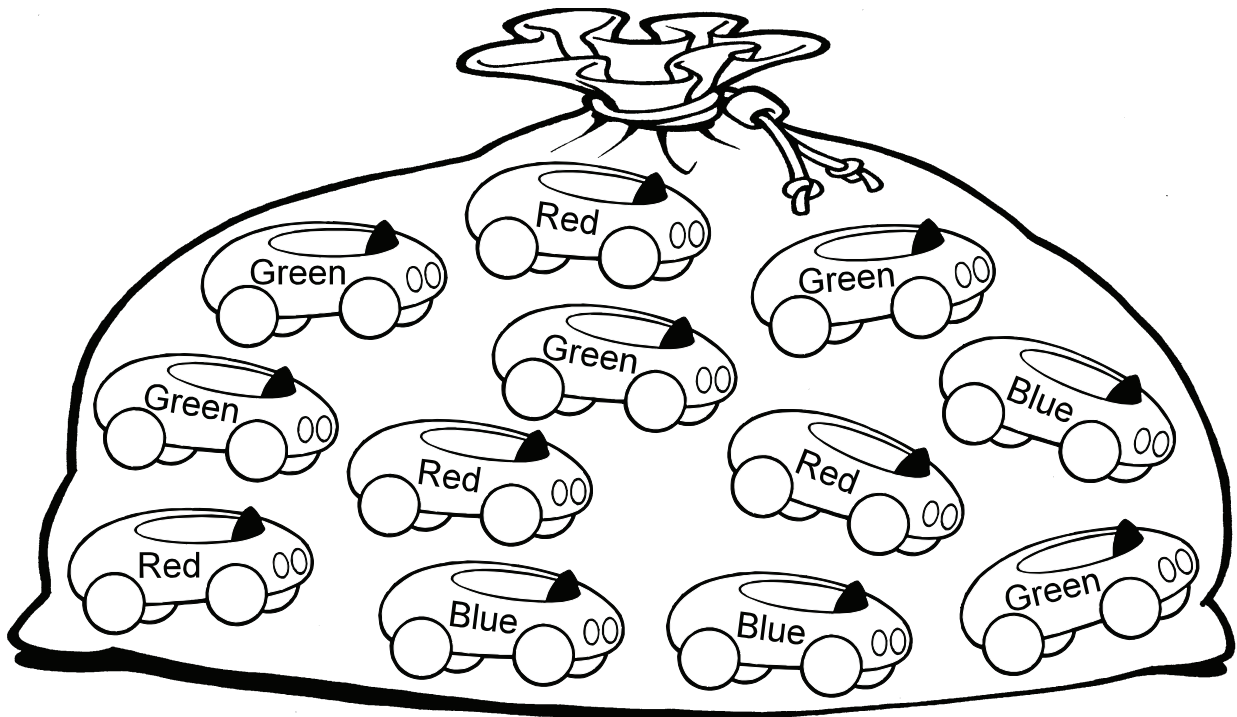
6 Look at the piece of string.



Which object is about the same length as the string?



7 Look at the bag of cars.



Anita is going to put the information in a tally chart.

color	number of cars
green	
red	
blue	

Which correctly completes the chart?

- A red ||
- B red |||
- C red ||||
- D red ||||

8 Carrie helps her mom clean house. Her mom pays her \$3. Is the \$3 Carrie's income or Carrie's expense?

income

expense

Bonus:

Tell about a time when you received income.

Tell about a time when you had an expense.

Student
Name:

STAAR CONNECTION™
Grade 1
Diagnostic Series Math

Math assessment questions are listed below by reporting category and TEKS.
Circle the number of any question that has been answered incorrectly.
Next, circle the TEKS that needs additional reinforcement.

Assessment 1

Question Number	Answer	Reporting Category	TEKS	Process Skill
1	C	1	2A	1C
2	J	2	3A	1D
3	A	2	4A	1A
4	G	2	5A	1B
5	D	3	6A	1G
6	F	3	7A	1C
7	C	4	8A	1E
8	F	4	9A	1A

Assessment 2

Question Number	Answer	Reporting Category	TEKS	Process Skill
1	A	1	2B	1C
2	G	2	3B	1B
3	D	2	5B	1C
4	G	2	5D	1B
5	D	3	6B	1D
6	H	3	7B	1C
7	D	4	8B	1E
8	J	4	9B	1A